

## Features


- **Thin stylish indoor unit**
- **Low noise level**
- **BIO-Filter**
- Automatic restart
- ON/OFF timer
- Automatic air sweep
- Service valve protection cover
- Rustproof casing

**R410A**

# High Wall Inverter Mimetic

YVHC 09 to 12



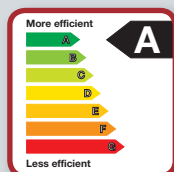
A complete range from 2.5 kW to 3.5 kW



## Remote controller



- Wireless
- 5 operation modes (Cool/Heat/Auto/Dry/Fan)
- Sleep mode
- Room temperature setting
- Fan speed selection
- Timer
- Air flow direction setting
- LCD display



# High Wall Inverter Mimetic

YVHC 09 to 12



## Technical features

Models		Sizes	YVHC	
			09	12
Cooling capacity		kW	2.5 (1.0 - 3.2)	3.5 (1.4 - 4.6)
Heating capacity		kW	2.7 (1.1 - 3.5)	3.9 (1.5 - 4.9)
Compressor		Type	Rotary	
Refrigerant			R410A	
Power supply		V/Ph/Hz	230 / 1 / 50 + E	
Power input (cooling/heating)		kW	0.8 / 0.8	1.1 / 1.2
EER / COP		w/w	3.3 / 3.5	3.2 / 3.4
Energy Class (cooling/heating)			A / B	A / B
Fuse rating		A	15	15
Indoor airflow		m <sup>3</sup> /h	450	500
Sound pressure at 1 m	Indoor (L/M/H)	dB(A)	32 / 35 / 38	33 / 36 / 40
	Outdoor	dB(A)	50	50
Dimensions	Indoor / Outdoor	H (mm)	290 / 540	290 / 540
		W (mm)	1 005 / 848	1 005 / 848
		D (mm)	150 / 320	150 / 320
Net weight	Indoor unit	kg	11	11
	Outdoor unit	kg	40	45
Piping	Diameter	Type of connection	Flare	
		Gas	3/8"	1/2"
		Liquid	1/4"	1/4"
Refrigerant charge		g	900	1 230
Pipe run	Max / Height	m	10 / 5	15 / 7
Operating limits - cooling mode	mini/maxi		+18°C / +50°C	
Operating limits - heating mode	mini/maxi		-15°C / +24°C	

Nominal cooling capacity based on : - Indoor Air Temp. 27°C DB / 19°C WB - Outdoor Air Temp. 35°C DB

Nominal heating capacity based on : - Indoor Air Temp. 21°C DB - Outdoor Air Temp. 7°C DB/6°C WB

Piping length : 5 m with initial charge

## Options / Accessories

Sizes		09	12
Condensate pump	A		AMP01C
Wall mounting kit	A		AMW42A
Floor mounting kit	A		AMF44B

O= option (factory fitted) A= accessory (supplied loose)